

DMT Womens Level 4 Prelims
AB Mobility Event #1 March 2021

Rank		E1	E2	E3	E4	E5	Exec	DD	Pen	Bon	Total	Total
1.	HALE BOYES, Gemma (2002)											121.800
[M]	PEG											
		9.2	9.3	9.2	9.2	9.1	27.600	2.7			30.300	121.800
		9.4	9.5	9.5	9.6	9.5	28.500	2.1			30.600	
		9.3	9.3	9.3	9.5	9.3	27.900	2.9			30.800	
[DRS]		9.3	9.4	9.3	9.4	9.3	28.000	2.1			30.100	
2.	DAND, Riley (2006)											118.600
	TCT											
		9.2	9.3	9.2	9.3	9.2	27.700	2.4			30.100	118.600
		9.4	9.3	9.4	9.5	9.3	28.100	2.1	0.9		29.300	
		9.2	9.2	9.3	9.4	9.3	27.800	2.1	0.9		29.000	
[DR]		9.4	9.3	9.4	9.3	9.2	28.000	2.2			30.200	
3.	HARTL, Paisley (2005)											0.000
	PEG											
		0.0	0.0	0.0	0.0	0.0	0.000	0.0			0.000	0.000
		0.0	0.0	0.0	0.0	0.0	0.000	0.0			0.000	
		0.0	0.0	0.0	0.0	0.0	0.000	0.0			0.000	
		0.0	0.0	0.0	0.0	0.0	0.000	0.0			0.000	



MOBILITY DD: 2.1 Score: 118.90 Element: 1 double salto

**DMT Womens Level 5 14U Prelims
AB Mobility Event #1 March 2021**

Rank		E1	E2	E3	E4	E5	Exec	DD	Pen	Bon	Total	Total
1.	SCHMIDT, Makena (2008) PHO											125.100
(m)		9.5	9.6	9.5	9.8	9.4	28.600	3.0			31.600	125.100
		9.3	9.3	9.3	9.5	9.2	27.900	3.2			31.100	
		9.2	9.3	9.2	9.4	9.2	27.700	3.1			30.800	
		9.5	9.5	9.3	9.6	9.3	28.300	3.3			31.600	



**DMT Womens Level 5 15-16 Prelims
AB Mobility Event #1 March 2021**

Rank		E1	E2	E3	E4	E5	Exec	DD	Pen	Bon	Total	Total
1.	JACKSON, Claire (2006) PEG											125.100
(m)		9.2	9.3	9.5	9.3	9.2	27.800	3.6			31.400	125.100
		9.1	9.4	9.3	9.4	9.2	27.900	3.3			31.200	
		9.3	9.4	9.4	9.6	9.3	28.100	3.3			31.400	
		9.2	9.2	9.4	9.4	9.3	27.900	3.5	0.3		31.100	
2.	ULMER, Lily-Ann (2006) CGC											124.700
(m)		9.3	9.4	9.4	9.5	9.3	28.100	3.1			31.200	124.700
		9.0	9.0	9.1	9.1	9.0	27.100	4.0			31.100	
		9.1	9.3	9.2	9.4	9.2	27.700	3.4	0.3		30.800	
		9.4	9.5	9.3	9.5	9.4	28.300	3.3			31.600	
3.	KLEINSASSER, Mikayla (2006) PEG											0.000
		0.0	0.0	0.0	0.0	0.0	0.000	0.0			0.000	0.000
		0.0	0.0	0.0	0.0	0.0	0.000	0.0			0.000	
		0.0	0.0	0.0	0.0	0.0	0.000	0.0			0.000	
		0.0	0.0	0.0	0.0	0.0	0.000	0.0			0.000	

**DMT Womens Level 7 Prelims
AB Mobility Event #1 March 2021**

Rank		E1	E2	E3	E4	E5	Exec	DD	Pen	Bon	Total	Total
1.	ZIRK, Karvs (2004) EXE											62.800
		9.4	9.3	9.3	9.6	9.3	28.000	3.7			31.700	62.800
		9.1	9.1	9.3	9.3	9.1	27.500	3.6			31.100	
		0.0	0.0	0.0	0.0	0.0	0.000				0.000	
		0.0	0.0	0.0	0.0	0.0	0.000				0.000	



**DMT Mens Level 4 Prelims
AB Mobility Event #1 March 2021**

Rank		E1	E2	E3	E4	E5	Exec	DD	Pen	Bon	Total	Total
1.	BLOOM, Tristan (2008) PHO											122.900
		9.3	9.4	9.5	9.4	9.3	28.100	2.7			30.800	122.900
		9.6	9.6	9.6	9.7	9.6	28.800	1.8			30.600	
		9.6	9.7	9.7	9.7	9.7	29.100	1.8			30.900	
[RS]		9.4	9.3	9.5	9.5	9.3	28.200	2.4			30.600	
2.	FRITZ, Erik (2005) CGC											122.500
		9.4	9.4	9.3	9.6	9.5	28.300	2.7			31.000	122.500
		9.3	9.5	9.5	9.5	9.4	28.400	2.7			31.100	
		9.1	9.1	9.2	9.3	9.3	27.600	2.8			30.400	
[DRS]		9.4	9.5	9.6	9.4	9.6	28.500	2.4	0.9		30.000	
3.	COUTURE, Joey (2005) CGC											121.900
		9.3	9.5	9.5	9.3	9.5	28.300	2.7			31.000	121.900
		9.1	9.3	9.2	9.2	9.3	27.700	2.7			30.400	
		9.4	9.6	9.3	9.5	9.3	28.200	2.4			30.600	
[DRS]		9.2	9.4	9.3	9.3	9.4	28.000	2.1	0.2		29.900	
4.	WONG, Symeon (2006) CGC											121.600
		9.2	9.3	9.4	9.4	9.4	28.100	2.1			30.200	121.600
		9.3	9.2	9.2	9.3	9.3	27.800	2.2			30.000	
		9.2	9.3	9.2	9.5	9.2	27.700	2.7			30.400	
[DRS]		9.5	9.6	9.5	9.6	9.5	28.600	2.4			31.000	
5.	D'HONDT, Luke (2007) CGC											121.400
		9.2	9.3	9.3	9.4	9.2	27.800	2.7			30.500	121.400
		9.4	9.5	9.5	9.4	9.4	28.300	2.2			30.500	
		9.4	9.4	9.5	9.6	9.5	28.400	2.1			30.500	
[DRS]		9.1	9.3	9.3	9.2	9.4	27.800	2.4	0.3		29.900	
6.	KEENAN, James (2006) AIRBORNE											120.400
		9.2	9.3	9.3	9.2	9.3	27.800	2.7	0.3		30.200	120.400
		9.3	9.5	9.4	9.4	9.4	28.200	1.5			29.700	
		9.3	9.6	9.4	9.4	9.3	28.100	2.1			30.200	
[RS]		9.3	9.2	9.3	9.3	9.3	27.900	2.4			30.300	
7.	MICHALSKI, Rylan (2008) CGC											118.900
		9.1	9.0	9.2	9.1	9.1	27.300	2.7	0.9		29.100	118.900
		9.2	9.1	9.2	9.2	9.3	27.600	2.1			29.700	
		9.4	9.5	9.4	9.5	9.4	28.300	2.2			30.500	
[DRS]		9.2	9.1	9.1	9.2	9.2	27.500	2.1			29.600	

MOBILITY DD: 2.1 Score: 118.90 Element: 1 double salto

DMT Mens Level 5 14U Prelims
AB Mobility Event #1 March 2021

Rank		E1	E2	E3	E4	E5	Exec	DD	Pen	Bon	Total	Total
1.	JOHNSTON, Jack (2008) EXE											123.200
		9.3	9.3	9.3	9.4	9.2	27.900	2.9			30.800	123.200
		9.2	9.2	9.3	9.4	9.2	27.700	3.1	0.3		30.500	
		9.2	9.4	9.2	9.5	9.2	27.800	3.4			31.200	
		9.4	9.3	9.3	9.4	9.2	28.000	2.7			30.700	
2.	CYMAN, Cody (2007) TCT											0.000
		0.0	0.0	0.0	0.0	0.0	0.000	0.0			0.000	0.000
		0.0	0.0	0.0	0.0	0.0	0.000	0.0			0.000	
		0.0	0.0	0.0	0.0	0.0	0.000	0.0			0.000	
		0.0	0.0	0.0	0.0	0.0	0.000	0.0			0.000	




DMT Mens Level 5 15-16 Prelims
AB Mobility Event #1 March 2021

Rank		E1	E2	E3	E4	E5	Exec	DD	Pen	Bon	Total	Total
1.	WYGIERA, Liam (2005) EXE											121.800
		9.5	9.5	9.6	9.7	9.5	28.600	2.9			31.500	121.800
		9.1	9.2	9.2	9.0	9.2	27.500	2.7	0.5		29.700	
		9.3	9.4	9.2	9.6	9.3	28.000	2.4	0.2		30.200	
		9.3	9.4	9.4	9.6	9.3	28.100	3.4	1.1		30.400	
2.	HENFREY, Taelum (2005) TCT											120.000
		9.1	9.1	9.1	9.2	9.1	27.300	3.3	0.9		29.700	120.000
		9.0	9.2	9.2	9.1	9.0	27.300	4.4			31.700	
		9.2	9.2	9.3	9.2	9.2	27.600	0.6	0.9		27.300	
		9.2	9.4	9.3	9.4	9.2	27.900	3.4			31.300	
3.	PAYNE, Zander (2005) PHO											0.000
		0.0	0.0	0.0	0.0	0.0	0.000	0.0			0.000	0.000
		0.0	0.0	0.0	0.0	0.0	0.000	0.0			0.000	
		0.0	0.0	0.0	0.0	0.0	0.000	0.0			0.000	
		0.0	0.0	0.0	0.0	0.0	0.000	0.0			0.000	



**DMT Mens Level 5 17+ Prelims
AB Mobility Event #1 March 2021**

Rank		E1	E2	E3	E4	E5	Exec	DD	Pen	Bon	Total	Total
1.	NEUMANN, Alexander (2002) PHO											126.200
(m)		9.1	9.3	9.5	9.4	9.3	28.000	4.4			32.400	126.200
		9.5	9.5	9.5	9.3	9.4	28.400	3.6			32.000	
		9.0	9.2	9.2	9.3	9.2	27.600	3.5	0.9		30.200	
		9.4	9.5	9.5	9.5	9.3	28.400	3.5	0.3		31.600	
2.	RABIE, Zayden (2004) AIRBORNE											125.100
(m)		9.5	9.6	9.6	9.8	9.6	28.800	3.4	0.9		31.300	125.100
		9.3	9.3	9.4	9.6	9.2	28.000	4.4	0.9		31.500	
		9.2	9.4	9.3	9.5	9.2	27.900	3.5	1.2		30.200	
		9.3	9.4	9.3	9.5	9.2	28.000	4.4	0.3		32.100	



DMT Mens Level 7 Prelims
AB Mobility Event #1 March 2021

Rank		E1	E2	E3	E4	E5	Exec	DD	Pen	Bon	Total	Total
1.	PEDERSEN, Mitchell (2002) CGC											68.900
(m)		9.3	9.3	9.5	9.4	9.3	28.000	6.8	0.3		34.500	68.900
		9.3	9.3	9.4	9.4	9.2	28.000	7.3	0.9		34.400	
		0.0	0.0	0.0	0.0	0.0	0.000				0.000	
		0.0	0.0	0.0	0.0	0.0	0.000				0.000	
2.	NEUFELD, Simon (2004) PHO											66.900
(D)		9.5	9.4	9.2	9.5	9.3	28.200	6.0	0.9		33.300	66.900
		9.3	9.1	9.2	9.5	9.1	27.600	6.0			33.600	
		0.0	0.0	0.0	0.0	0.0	0.000				0.000	
		0.0	0.0	0.0	0.0	0.0	0.000				0.000	
3.	TROYAN, Artur (2003) EXE											0.000
		0.0	0.0	0.0	0.0	0.0	0.000	0.0			0.000	0.000
		0.0	0.0	0.0	0.0	0.0	0.000	0.0			0.000	
		0.0	0.0	0.0	0.0	0.0	0.000				0.000	
		0.0	0.0	0.0	0.0	0.0	0.000				0.000	



Trampoline Womens Level 4 Prelims
AB Mobility Event #1 March 2021


Rank	Airtime	E1	E2	E3	E4	Exec	HD1	HD2	HD	DD	Pen	Bon	Total	Total
1.	CHEW, Keara (2003)													90.370
[M]	AGC													
	12.810	7.4	8.1	8.1	8.0	16.100	9.80	9.80	9.80				38.710	90.370
[DRS]	12.960	7.3	7.5	7.7	7.5	15.000	9.50	9.50	9.50	7.1		7.1	51.660	
2.	HALE BOYES, Gemma (2002)													88.240
[M]	PEG													
	13.280	7.4	7.6	7.6	7.6	15.200	9.40	9.20	9.30				37.780	88.240
[DRS]	13.110	7.2	7.1	6.9	7.0	14.100	8.90	8.80	8.85	7.2		7.2	50.460	
3.	DAND, Riley (2006)													88.130
[M]	TCT													
	12.400	7.7	7.3	7.7	7.9	15.400	9.20	9.30	9.25				37.050	88.130
[DRS]	12.780	7.5	7.2	7.5	7.4	14.900	9.20	9.20	9.20	7.1		7.1	51.080	
4.	SCHMIDT, Makena (2008)													86.700
	PHO													
	11.400	7.7	7.6	8.1	8.0	15.700	9.20	9.40	9.30				36.400	86.700
[DR]	11.800	7.7	7.2	7.6	7.2	14.800	9.50	9.50	9.50	7.1		7.1	50.300	
5.	JACKSON, Claire (2006)													0.000
	PEG													
	0.000	0.0	0.0	0.0	0.0	0.000	0.0	0.0	0.00				0.000	0.000
	0.000	0.0	0.0	0.0	0.0	0.000	0.0	0.0	0.00	0.0			0.000	
5.	KLEINSASSER, Mikayla (2006)													0.000
	PEG													
	0.000	0.0	0.0	0.0	0.0	0.000	0.0	0.0	0.00				0.000	0.000
	0.000	0.0	0.0	0.0	0.0	0.000	0.0	0.0	0.00	0.0			0.000	



MOBILITY DD: 7.0 Score: 88.00 Element: 1 double salto

**Trampoline Womens Level 5 15-16 Prelims
AB Mobility Event #1 March 2021**

Rank	Airtime	E1	E2	E3	E4	Exec	HD1	HD2	HD	DD	Pen	Bon	Total	Total
1.	ULMER, Lily-Ann (2006)													89.855
	CGC													
(m)	15.230	8.6	8.2	8.5	8.1	16.700	9.60	9.60	9.60				41.530	89.855
	15.075	7.9	7.5	7.8	7.3	15.300	9.00	8.90	8.95	9.0			48.325	



Trampoline Womens Level 6 15-16 Prelims
AB Mobility Event #1 March 2021

Rank	Airtime	E1	E2	E3	E4	Exec	HD1	HD2	HD	DD	Pen	Bon	Total	Total
1.	ULMER, Lily-Ann 2 (2006)													89.055
(m)	CGC													
	14.990	8.2	8.3	8.7	8.1	16.500	9.70	9.70	9.70				41.190	89.055
	14.465	6.7	7.0	7.1	6.8	13.800	9.20	9.40	9.30	10.3			47.865	



**Trampoline Womens Level 7 Prelims
AB Mobility Event #1 March 2021**

Rank	Airtime	E1	E2	E3	E4	Exec	HD1	HD2	HD	DD	Pen	Bon	Total	Total
1.	ZIRK, Karvs (2004)													67.810
	EXE													
	13.810	7.8	7.0	8.2	7.3	15.100	9.50	9.50	9.50	2.0			40.410	67.810
	8.450	4.0	3.7	3.7	4.2	7.700	5.10	5.00	5.05	6.2			27.400	




Trampoline Mens Level 4 Prelims
AB Mobility Event #1 March 2021

Rank	Airtime	E1	E2	E3	E4	Exec	HD1	HD2	HD	DD	Pen	Bon	Total	Total
1.	NEUMANN, Alexander (2002)													94.750
[M]	PHO													
	14.980	8.1	8.0	8.9	8.3	16.400	9.20	9.20	9.20				40.580	94.750
[DRS]	14.720	7.6	7.5	8.1	7.7	15.300	9.40	9.30	9.35	7.4		7.4	54.170	
2.	PROULX, Keqan (2004)													93.520
[M]	PHO													
	13.960	8.5	7.9	7.6	8.2	16.100	9.70	9.70	9.70				39.760	93.520
[DRS]	13.860	7.8	7.4	7.7	7.8	15.500	9.80	9.40	9.60	7.4		7.4	53.760	
3.	MOORE, Riley (2004)													93.080
[M]	PHO													
	13.820	8.4	8.1	8.4	8.1	16.500	8.90	9.20	9.05				39.370	93.080
[DRS]	14.010	8.0	7.9	8.0	7.9	15.900	9.10	8.90	9.00	7.4		7.4	53.710	
4.	D'HONDT, Luke (2007)													92.500
[M]	CGC													
	14.225	7.9	8.5	8.3	8.2	16.500	9.50	9.20	9.35				40.075	92.500
[DRS]	13.875	7.3	7.6	7.3	7.3	14.600	9.30	9.00	9.15	7.4		7.4	52.425	
5.	FRITZ, Erik (2005)													91.365
[M]	CGC													
	13.795	7.9	8.2	7.8	7.9	15.800	9.30	9.40	9.35				38.945	91.365
[DRS]	13.620	7.6	7.5	7.4	7.4	14.900	9.70	9.70	9.70	7.1		7.1	52.420	
6.	KEENAN, James (2006)													90.140
[M]	AIRBORNE													
	13.430	7.4	7.8	7.3	7.7	15.100	9.70	9.70	9.70				38.230	90.140
[DRS]	13.560	7.4	6.7	7.4	7.1	14.500	9.60	9.70	9.65	7.1		7.1	51.910	
7.	BLOOM, Tristan (2008)													88.270
	PHO													
	12.500	7.9	8.1	8.1	8.0	16.100	9.20	9.50	9.35				37.950	88.270
[DR]	12.470	7.2	7.2	7.6	7.1	14.400	9.20	9.30	9.25	7.1		7.1	50.320	
8.	WONG, Simeon (2006)													87.850
	CGC													
	13.785	7.0	7.6	6.8	7.1	14.100	9.40	9.30	9.35				37.235	87.850
[DR]	14.015	6.8	7.5	6.5	6.6	13.400	9.00	9.00	9.00	7.1		7.1	50.615	
9.	MICHALSKI, Rylan (2008)													85.610
	CGC													
	12.355	7.1	7.7	7.3	7.0	14.400	9.70	9.40	9.55				36.305	85.610
[DR]	12.455	6.9	6.9	7.2	6.8	13.800	9.10	9.00	9.05	7.0		7.0	49.305	
10.	JOHNSTON, Jack (2008)													83.610
	EXE													
	11.420	7.6	7.1	7.2	7.4	14.600	9.10	9.20	9.15				35.170	83.610
[DR]	11.390	7.0	6.0	6.7	6.7	13.400	9.40	9.50	9.45	7.1		7.1	48.440	

MOBILITY DD: 7.0 Score: 90.00 Element: 1 double salto

Trampoline Mens Level 4 Prelims
AB Mobility Event #1 March 2021

Rank	Airtime	E1	E2	E3	E4	Exec	HD1	HD2	HD	DD	Pen	Bon	Total	Total
11.	PAYNE, Zander (2005)													0.000
	PHO													
	0.000	0.0	0.0	0.0	0.0	0.000	0.0	0.0	0.00				0.000	0.000
	0.000	0.0	0.0	0.0	0.0	0.000	0.0	0.0	0.00	0.0			0.000	



MOBILITY DD: 7.0 Score: 90.00 Element: 1 double salto


**Trampoline Mens Level 5 14U Prelims
AB Mobility Event #1 March 2021**

Rank	Airtime	E1	E2	E3	E4	Exec	HD1	HD2	HD	DD	Pen	Bon	Total	Total
1.	CYMAN, Cody (2007)													86.600
(DR)	TCT													
	13.690	8.5	8.0	8.2	8.2	16.400	9.40	9.10	9.25				39.340	86.600
	13.860	7.5	7.0	7.0	7.3	14.300	9.40	9.40	9.40	9.7			47.260	



**Trampoline Mens Level 5 15-16 Prelims
AB Mobility Event #1 March 2021**

Rank	Airtime	E1	E2	E3	E4	Exec	HD1	HD2	HD	DD	Pen	Bon	Total	Total
1.	HENFREY, Taelum (2005)													88.140
(m)	TCT													
	14.110	8.7	8.4	8.5	8.2	16.900	9.50	9.50	9.50				40.510	88.140
	13.980	7.1	7.1	7.3	7.0	14.200	9.60	9.50	9.55	9.9			47.630	



**Trampoline Mens Level 5 17+ Prelims
AB Mobility Event #1 March 2021**


Rank	Airtime	E1	E2	E3	E4	Exec	HD1	HD2	HD	DD	Pen	Bon	Total	Total
1.	MEYER, Jeremy (2004)													90.900
	CGC													
	15.425	8.2	8.0	8.6	8.7	16.800	9.60	9.60	9.60				41.825	90.900
	15.125	7.0	7.3	7.3	7.4	14.600	9.60	9.50	9.55	9.8			49.075	
2.	NEUFELD, Simon (2004)													89.670
	PHO													
	15.570	8.4	8.0	8.4	8.2	16.600	9.50	9.30	9.40				41.570	89.670
	14.650	7.7	7.2	7.6	7.4	15.000	8.80	8.70	8.75	9.7			48.100	

(m)

(m)

Trampoline Mens Level 7 Prelims
AB Mobility Event #1 March 2021

Rank	Airtime	E1	E2	E3	E4	Exec	HD1	HD2	HD	DD	Pen	Bon	Total	Total
1.	TROYAN, Artur (2003)													97.660
	EXE													
	17.440	8.9	8.2	8.8	8.6	17.400	9.30	9.30	9.30	2.7			46.840	97.660
	16.370	6.8	6.4	6.3	6.4	12.800	8.70	8.40	8.55	13.1			50.820	
2.	ZUREK, Nolan (2003)													0.000
	PHO													
	0.000	0.0	0.0	0.0	0.0	0.000	0.0	0.0	0.00	0.0			0.000	0.000
	0.000	0.0	0.0	0.0	0.0	0.000	0.0	0.0	0.00	0.0			0.000	




**Tumbling Womens Level 4 Prelims
AB Mobility Event #1 March 2021**

Rank		E1	E2	E3	E4	E5	Exec	DD	Pen	Bon	Total	Total
1.	MCCONNELL, Jocelyn (1999)											53.700
[M]	PHO											
		8.4	8.9	9.0	8.5	8.7	26.100				26.100	53.700
[DS]		8.3	8.5	8.6	8.4	8.8	25.500	2.1			27.600	
2.	CODERRE, Taylor (2004)											53.000
[M]	AGC											
		8.5	8.6	8.6	8.4	8.6	25.700				25.700	53.000
[DS]		8.3	8.4	8.4	8.0	8.7	25.100	2.2			27.300	
3.	KAUFMANN, Vivian (2008)											50.700
	AGC											
		8.0	8.0	8.3	8.4	8.2	24.500				24.500	50.700
[D]		7.6	7.8	8.0	8.3	8.2	24.000	2.2			26.200	
4.	WHITE, Aleigha (2005)											0.000
	AGC											
		0.0	0.0	0.0	0.0	0.0	0.000				0.000	0.000
		0.0	0.0	0.0	0.0	0.0	0.000	0.0			0.000	
4.	HARTL, Paisley (2005)											0.000
	PEG											
		0.0	0.0	0.0	0.0	0.0	0.000				0.000	0.000
		0.0	0.0	0.0	0.0	0.0	0.000	0.0			0.000	
4.	SCHMIDT, Makena (2008)											0.000
	PHO											
		0.0	0.0	0.0	0.0	0.0	0.000				0.000	0.000
		0.0	0.0	0.0	0.0	0.0	0.000	0.0			0.000	

MOBILITY DD: 2.1 Score: 51.60

**Tumbling Womens Level 5 15-16 Prelims
AB Mobility Event #1 March 2021**

Rank		E1	E2	E3	E4	E5	Exec	DD	Pen	Bon	Total	Total
1.	JACKSON, Claire (2006) PEG											56.400
(m)		8.3	8.1	8.3	8.2	8.4	24.800	3.1		1.0	28.900	56.400
		8.0	8.1	8.0	8.0	8.1	24.100	3.4			27.500	



Tumbling Mens Level 4 Prelims
AB Mobility Event #1 March 2021

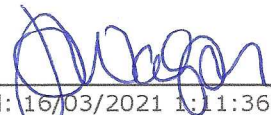
Rank		E1	E2	E3	E4	E5	Exec	DD	Pen	Bon	Total	Total
1.	JOHNSTON, Jack (2008) EXE											51.200
		8.0	8.5	8.2	8.5	8.5	25.200				25.200	51.200
		8.0	8.0	7.9	8.0	8.5	24.000	2.0			26.000	
2.	COUTURE, Joey (2005) CGC											50.300
		7.7	8.1	8.1	8.1	8.4	24.300				24.300	50.300
[D]		7.7	7.8	7.8	8.0	8.0	23.600	2.4			26.000	
3.	WONG, Symeon (2006) CGC											49.800
		7.5	7.7	7.7	8.4	8.2	23.600				23.600	49.800
[D]		7.9	8.2	7.5	8.3	7.9	24.000	2.2			26.200	
4.	BLOOM, Tristan (2008) PHO											49.700
		7.7	8.0	7.9	8.0	8.0	23.900				23.900	49.700
[D]		7.7	7.7	7.9	8.5	8.0	23.600	2.2			25.800	
5.	D'HONDT, Luke (2007) CGC											48.100
		8.0	7.9	7.9	8.4	7.5	23.800				23.800	48.100
[D]		7.5	7.5	6.8	7.6	7.1	22.100	2.2			24.300	
6.	KEENAN, James (2006) AIRBORNE											39.900
		4.9	4.9	4.8	5.0	5.1	14.800				14.800	39.900
[D]		7.7	7.6	8.1	7.7	7.9	23.300	2.1	0.3		25.100	
7.	WYGIERA, Liam (2005) EXE											0.000
		0.0	0.0	0.0	0.0	0.0	0.000				0.000	0.000
		0.0	0.0	0.0	0.0	0.0	0.000	0.0			0.000	
7.	DOYLE, Theo (2004) AGC											0.000
		0.0	0.0	0.0	0.0	0.0	0.000				0.000	0.000
		0.0	0.0	0.0	0.0	0.0	0.000	0.0			0.000	



MOBILITY DD: 2.1 Score: 51.60

**Tumbling Mens Level 5 17+ Prelims
AB Mobility Event #1 March 2021**

Rank		E1	E2	E3	E4	E5	Exec	DD	Pen	Bon	Total	Total
1.	MOORE, Riley (2004) PHO											59.100
(m)		8.3	8.6	8.2	8.4	8.6	25.300	3.6		1.0	29.900	59.100
		8.2	8.1	8.0	8.3	7.9	24.300	3.9		1.0	29.200	



**Tumbling Mens Level 7 Prelims
AB Mobility Event #1 March 2021**

Rank		E1	E2	E3	E4	E5	Exec	DD	Pen	Bon	Total	Total
1.	TROYAN, Artur (2003) EXE											54.400
		8.4	8.1	8.3	8.2	8.4	24.900	4.8	0.3		29.400	54.400
		6.5	7.1	6.6	7.1	6.5	20.200	5.1	0.6	0.3	25.000	

